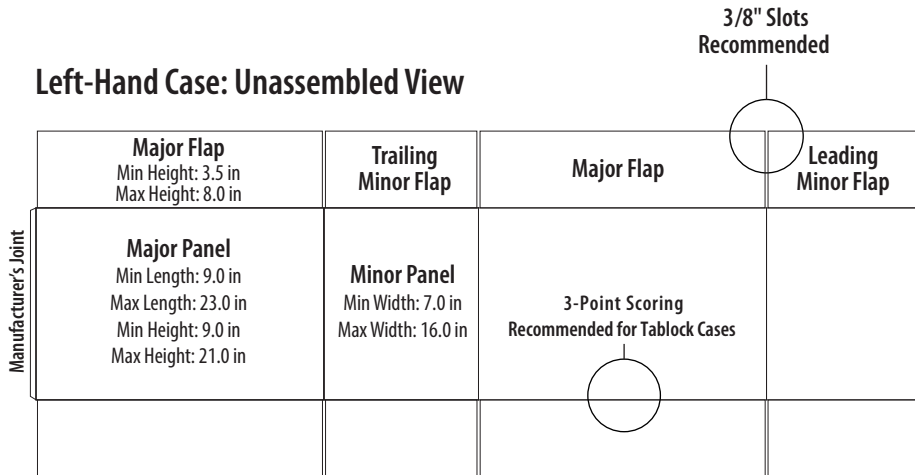
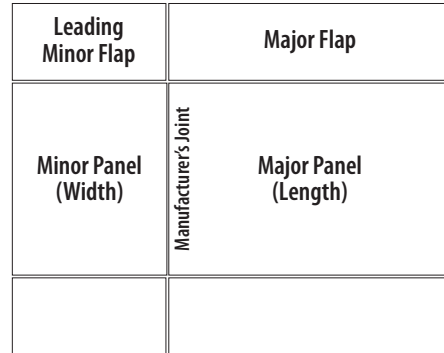


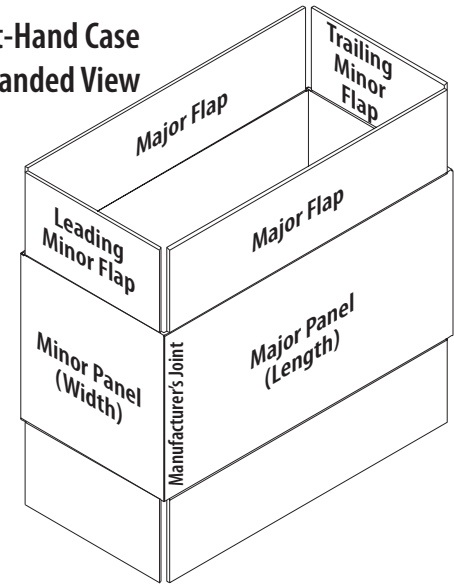
Left-Hand Case: Unassembled View



Left-Hand Case: Knockdown View



Left-Hand Case Expanded View



Recommended Case Specifications

ORIENTATION: Our case erector can only assemble Left-Hand cases. Right-hand cases can be built manually, but the flaps will be taped instead of glued.

FLAP LENGTH: Major Flaps should be cut so that when they are folded there is at least a 1/4" gap between them.

JOINT GLUE: Manufacturer's joint should not have excess glue that prevents fully opening the case.

SCORING: Flap scoring should be male-to-female with female on the interior surface. 3-Point Scoring on all flaps is highly recommended for cases with tablocks.

SLOTS: 3/8" slots are highly recommended. The slots must be clean-cut and wide enough to allow closing of the minor flaps without interference from the major flaps. Slots must be aligned, particularly at the manufacturer's joint.

STORAGE: Cases should be stacked on a standard 48x52 pallet with approximately 500 cases per pallet. Each pallet should be sufficiently strapped to prevent shifting during transportation. Cases must be clean and dry. Please identify each pallet with the customer name and quantity.

TABLOCK: Cases with or without tablocks are accepted.

COATED PAPER: We recommend using non-coated paper for the bottom flaps. Glue has difficulty bonding to coated paper and may not be strong enough to support the weight of your bottles.